

SUPERstor[®] ULTRA[®] MAX

Stainless Steel Indirect Fired Water Heaters



The highly efficient *Superstor Ultra Max* is the culmination of New England manufacturing tradition and the finest in global R&D, incorporating many new features to boost performance while providing reliability and quality.

Design

- All tanks and coils feature high quality 316L Stainless Steel construction to reduce corrosion and extend tank life
- Highly accurate surface mount thermostat eliminates additional aquastat well welds which fail over the product lifetime
- Top cold inlet, hot outlet, and relief valve connections ease installation
- The top inlet dip tube prevents mixing, ensuring only the hottest water is drawn from the top of the tank
- 2+ inch thick Super Foam insulation allows less than 1/2°F heat loss per hour
- Corrosion free and dent resistant plastic jacket
- Models available in 30, 45, 60, 80, and 119 gallon sizes for residential and commercial use

Super Flex Heat Exchanger

- Lightweight, corrugated stainless steel heat exchanger allows the coil to flex, minimizing scale buildup and prolonging tank life
- Higher heat transfer - Up to 50% more energy than smooth coil heat exchangers

Performance

- Improved First Hour Rating
- Extremely low pressure drop
- Virtually maintenance free

Low Energy Costs

- Generates 50% more hot water than many water heaters of similar size
- When paired with an HTP high efficiency boiler, operating costs decrease further

Installed Components

- T&P Relief Valve
- Drain Valve
- Surface Mount Control

Trusted Quality Backed by a Strong Limited Warranty*

- Standard Residential Use - Ten (10) Years
- Extended Residential Use - Lifetime (with Online Registration)
- Commercial Use - Five (5) Years

Multi-Source Indirect Models Available with Electric Backup



Model Numbers:

- MSSU-30N
- MSSU-45N
- MSSU-60N
- MSSU-80N
- MSSU-119N

*Refers to tank coverage against leaks. See product warranty for full details.

SUSTAINABLE COMFORT FOR EVERYONE

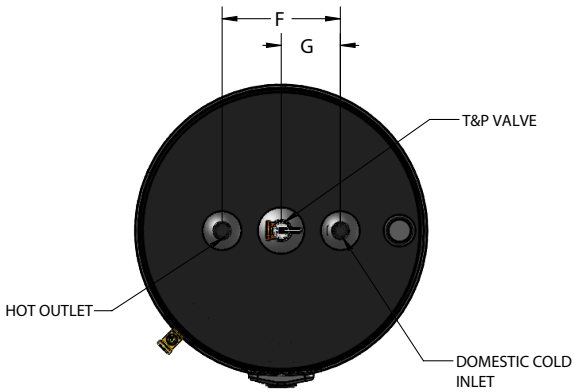


Model	Heat Exchanger Surface	Test Pressure	Working Pressure	180° F Boiler Water 1st Hour Rating [†]	180° F Boiler Btuh / Size	Recommended Flow Rate	Pressure Drop at Recommended Flow Rate
MSSU-30N	15 Sq. Ft.	300 PSI	150 PSI	286 Gal.	170,000	14 GPM	5.4 Ft
MSSU-45N				317 Gal.	185,000		
MSSU-60N				340 Gal.	185,000		
MSSU-80N	18 Sq. Ft.			405 Gal.	215,000		2.0 Ft
MSSU-119N				433 Gal.	215,000		

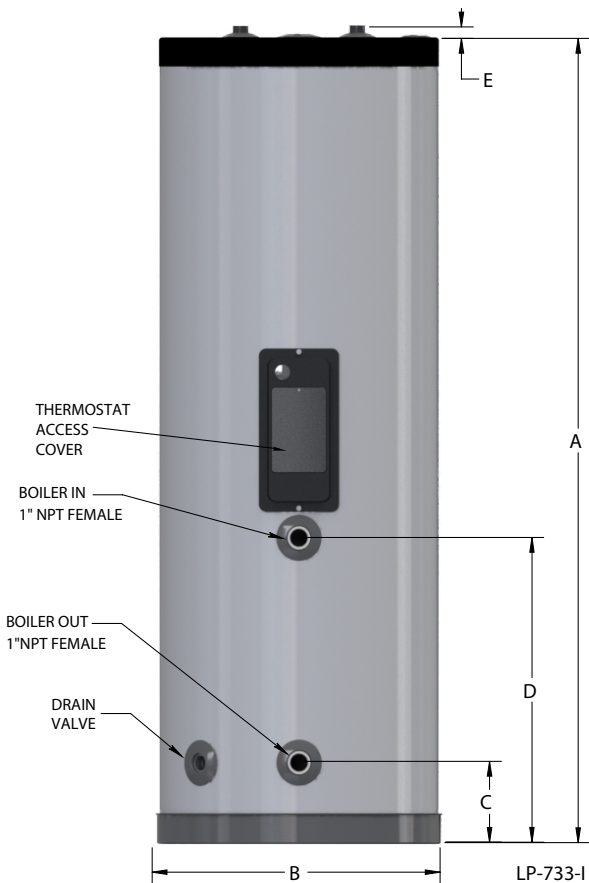
[†]AHRI TEST METHOD BASED ON 77°F TEMPERATURE RISE, 58°F / 135°F W/BOILER WATER AT 180°F NOTE: TANK RECOVERY FROM COLD START WILL BE BETWEEN 10-13 MINUTES WHEN SIZED WITH CORRECT FLOW RATE, BOILER SIZE AND PRESSURE DROP RATINGS FROM LIST IN ABOVE CHART. CONTINUOUS FLOW RATING CALCULATION: FIRST HOUR RATING - (.75 * GALLON CAPACITY) = CONTINUOUS FLOW RATING.

Dimensions and Specifications

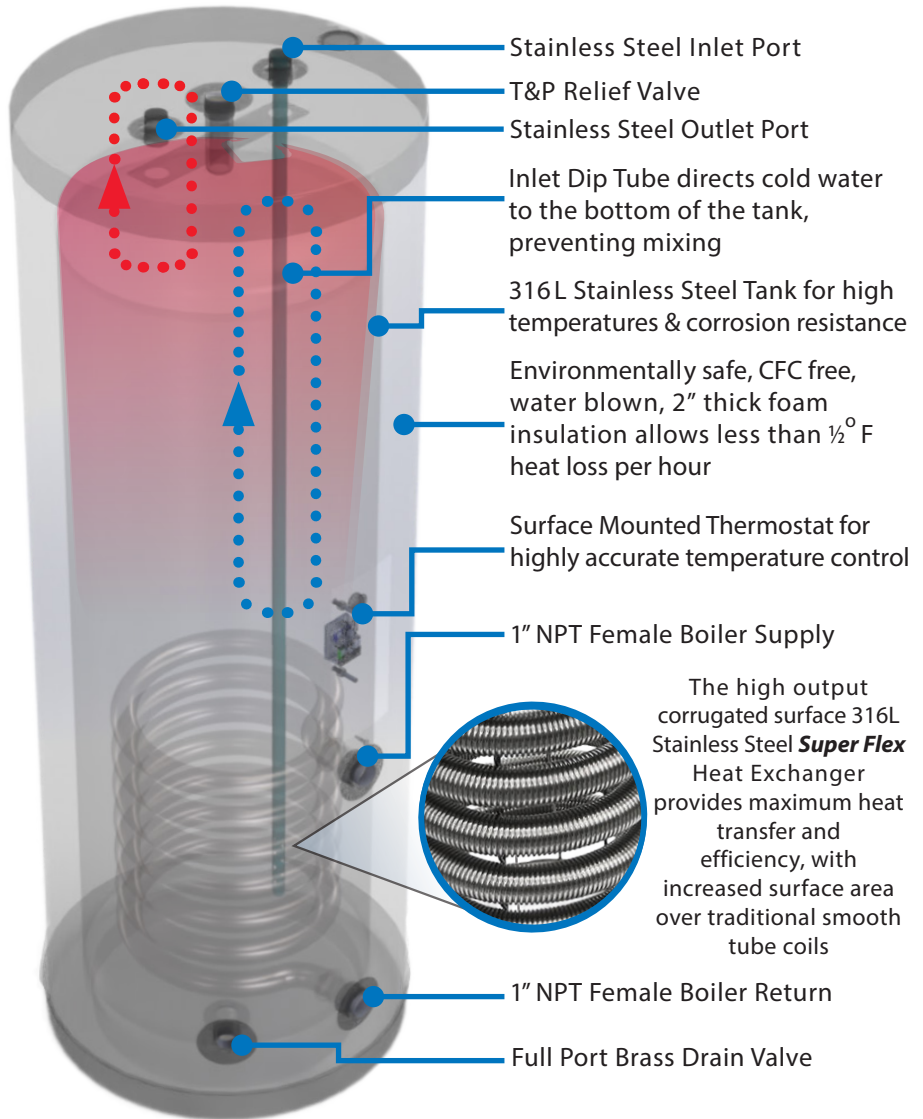
TOP VIEW



FRONT VIEW



A Closer Look



Model	A	B	C	D	E	F	G	Domestic Ports	Boiler In/Out	Weight
MSSU-30N	42-1/8"	19-3/8"	5-7/8"	21"	1-3/8"	8"	4"	3/4" NPT Male	1" NPT Female	58 lbs
MSSU-45N	54-1/4"									70 lbs
MSSU-60N	52-5/8"	23-1/2"						105 lbs		
MSSU-80N	69"		135 lbs							
MSSU-119N	69"	27-1/2"	8-1/8"	20-1/4"	1-1/2" NPT Male	190 lbs				



Ariston Thermo USA LLC.
 272 Duchaine Blvd
 New Bedford, MA
 02745
www.htproducts.com

