

# Gastite®

The System is the Solution™

## Flexible Gas Piping System



## PRODUCT CATALOG

Commercial | Industrial | Residential



# TABLE OF CONTENTS

Gastite® Introduction .....	Page 4
Gastite Corrugated Stainless Steel Tubing (CSST) .....	Page 5
FlashShield+™ Introduction .....	Page 6
FlashShield+™ Corrugated Stainless Steel Tubing (CSST).....	Page 7
XR3 Straight Fittings .....	Page 8
XR3 Termination Fittings.....	Page 8
XR3 Appliance Stub-Outs .....	Page 9
Mounting Hardware .....	Page 10
Pipe Supports.....	Page 11
Manifolds .....	Page 11
Protection Devices .....	Page 11
Quick Connect & Accessories.....	Page 12
Tubing Cutters and Jacket Stripper .....	Page 13
Regulators.....	Page 13
System Identification .....	Page 14
Underground Piping & Accessories.....	Page 15-18



Corrugated stainless steel tubing has revolutionized the gas-distribution business virtually rendering conventional black iron pipe obsolete. Back-breaking iron-pipe that demands eight or ten laborers for all the lugging, cutting and threading can now be handled with ease by only one or two certified CSST installers — freeing up precious labor for other tasks that will keep your project moving forward. Meanwhile, lightweight and flexible Gastite and FlashShield will slash installation time up to 70%.

Our job at Gastite is to make your job easier — and more profitable — by providing products and services that are second to none in our industry.

## CONTACT INFORMATION

**GASTITE CUSTOMER SERVICE - PHONE 800-662-0208**

**FAX 615-325-9407**

**GASTITE@GASTITE.COM**

**WWW.GASTITE.COM**



# GASTITE® – THE FLEXIBLE ALTERNATIVE

## PRODUCT DESCRIPTION:

Gastite® is CSA design certified to ANSI LC1 for "Fuel Gas Piping Systems Using Corrugated Stainless Steel Tubing (CSST)." CSST supplies natural gas or liquefied petroleum gas (LP gas) to appliances. Simple hand tools such as tubing cutters, wrenches and utility knives are all that are needed to work with the Gastite® components. Gastite® is a reliable, cost-effective system that can be installed in all modes of construction: residential, commercial and industrial; new construction and retrofits.

Featuring its patented multi-point seal, the XR3 fitting's sealing surface does not sit on the cut end of the tubing. With no o-rings or gaskets, the reusable brass components provide a reliable metal-to-metal gas-tight seal.

## FEATURES & BENEFITS:

- Flexibility means quick and easy installations. Gastite® installs in 1/3 the time of rigid piping methods.
- Pre-marked by the foot, there's no measuring, rigid pipe cutting or threading. This means less waste and fewer fittings.
- 75% fewer fittings in the average installation means a safer system, less leak potential and reduced callbacks.
- Gastite® CSST is lightweight – 250 feet of 1/2" CSST weighs approximately 38 pounds and can be easily transported and handled on the job.
- Custom lengths of tubing and job-specific accessories for those large and multi-family projects can be easily obtained by a simple telephone call.

**CUSTOMER SERVICE AND TECHNICAL SUPPORT ARE ONLY A PHONE CALL AWAY AT 1-800-662-0208.**



**Gastite®**  
The System is the Solution™



# CORRUGATED STAINLESS STEEL TUBING (CSST):

## APPLICATION:

- CSST flexible gas piping supplies natural gas or liquefied petroleum gas to appliances.

## MATERIAL / SPECIFICATIONS:

- Tubing: ASTM A240 Type 304 Stainless Steel.
- Jacket: UV resistant Polyethylene complying with requirement of ASTM E84 25/50 and CAN/ULC S102.2 25/50.

## FEATURES AND BENEFITS:

- Flexibility and durability allows for simple routing through complex building structures and designs.
- Pre-marked by the foot for easy measuring and installation.
- Minimum tubing wall thickness of .01" on all sizes is more robust than other brands of CSST.
- Annealed 304 stainless steel makes tubing more flexible than brands not heat-treated.



### CORRUGATED STAINLESS STEEL TUBING (CSST)

Part No.	Description	Pkg. Qty.	Lbs.	Reel Size (Dia. x Width)
<b>S93-6A4-250</b>	<b>3/8" Corrugated Stainless Steel Tubing</b>	<b>250 Ft/Coil</b>	<b>28</b>	<b>20" x 12-1/2"</b>
S93-6A4-50*		50 Ft/Box	4.3	21" x 6"
S93-6A4-125		125 Ft/Coil	17.5	20" x 12-1/2"
S93-6A4-500		500 Ft/Coil	50	20" x 12-1/2"
S93-6A4-1000		1,000 Ft/Coil	94	20" x 21"
<b>S93-8A4-250</b>	<b>1/2" Corrugated Stainless Steel Tubing</b>	<b>250 Ft/Coil</b>	<b>38</b>	<b>20" x 12-1/2"</b>
S93-8A4-25-5*		Box (5 Coils/Box)	19	22" x 21-1/2" x 21-1/2"
S93-8A4-50*		50 Ft/Box	6.2	21" x 6"
S93-8A4-125		125 Ft/Coil	22.2	20" x 12-1/2"
S93-8A4-500		500 Ft/Coil	69	21" x 21"
S93-8A4-1000		1,000 Ft/Coil	140	32" x 21-1/2"
S93-8A4-1500		1,500 Ft/Coil	200	32" x 21-1/2"
<b>S93-11B4-250</b>	<b>3/4" Corrugated Stainless Steel Tubing</b>	<b>250 Ft/Coil</b>	<b>47.7</b>	<b>20" x 21"</b>
S93-11B4-25-5*		Box (5 Coils/Box)	23	22" x 21-1/2" x 21-1/2"
S93-11B4-50*		50 Ft/Box	7.7	21" x 6"
S93-11B4-125		125 Ft/Coil	26	20" x 12-1/2"
S93-11B4-500		500 Ft/Coil	87.1	24" x 25"
S93-11B4-1000		1,000 Ft/Coil	170.4	32" x 21-1/2"
<b>S93-16A4-150</b>	<b>1" Corrugated Stainless Steel Tubing</b>	<b>150 Ft/Coil</b>	<b>42.3</b>	<b>20" x 21"</b>
S93-16A4-50		50 Ft/Coil	18.1	21" x 6"
S93-16A4-75		75 Ft/Coil	23.8	20" x 12-1/2"
S93-16A4-300		300 Ft/Coil	78.4	24" x 25"
S93-16A4-500		500 Ft/Coil	130.8	32" x 21-1/2"
<b>S93-20A4-150</b>	<b>1-1/4" Corrugated Stainless Steel Tubing</b>	<b>150 Ft/Coil</b>	<b>60</b>	<b>24" x 25"</b>
S93-20A4-50		50 Ft/Coil	22.1	21-1/2" x 19-1/2"
S93-20A4-75		75 Ft/Coil	30	21-1/2" x 19-1/2"
S93-20A4-300		300 Ft/Coil	103.8	32" x 21-1/2"
<b>S93-24A4-150</b>	<b>1-1/2" Corrugated Stainless Steel Tubing</b>	<b>150 Ft/Coil</b>	<b>76.6</b>	<b>24" x 25"</b>
S93-24A4-50		50 Ft/Coil	29.4	20" x 12-1/2"
S93-24A4-75		75 Ft/Coil	35.5	20" x 21"
S93-24A4-300		300 Ft/Coil	125.7	32" x 21-1/2"
<b>S93-32A4-150</b>	<b>2" Corrugated Stainless Steel Tubing</b>	<b>150 Ft/Coil</b>	<b>108</b>	<b>32" x 21-1/2"</b>
S93-32A4-50		50 Ft/Coil	39.5	20" x 12-1/2"
S93-32A4-75		75 Ft/Coil	51.6	24" x 25"
S93-32A4-300		300 Ft/Coil	194	40" x 27-1/2"

\*Packaged in box.

Please contact Gastite Customer Service for custom lengths.



# FlashShield+™ Metallicly Shielded Flexible Gas Piping Systems

## PRODUCT DESCRIPTIONS

FlashShield+™ is CSA design certified to ANSI LC1 "Fuel Gas Piping Systems Using Corrugated Stainless Steel Tubing (CSST)" and ICC-ES PMG LC1027 for protective jacketed CSST. CSST supplies natural gas or liquefied petroleum gas (LP gas) to appliances. FlashShield+™ is a reliable, cost-effective flexible gas piping system that can be installed in all modes of construction: residential, commercial and industrial; new construction and retrofits.


FlashShield+™ flexible gas piping systems deliver industry leading electrical risk protection — protection to the gas piping from lightning threats, as well as from household fault current threats. It utilizes a metallic-shield within its protective jacket systems to handle high-voltage risks associated with lightning strikes. The shield is placed between an electrically insulative polymer cover — which defends against low voltage risks, and a semi-conductive polymer inner layer. To complete the system, XR3 Rev. 2 fittings ensure design continuity with the metallic-shield with FlashShield+™ CSST. FlashShield+™ Systems eliminate the manufacturer's requirement for direct-bonding.

FlashShield+™ Systems are recognized by model building codes throughout North America.

## FEATURES AND BENEFITS

- Electrically insulative polymer cover
- Metallicly-shielded
- Fittings provide continuity with metal shield
- One step CSST end-prep (FlashShield+™ only)
- No manufacturer-required direct bonding
- No special routing requirements or restrictions
- Both products meet electrical arcing criteria of ANSI LCI and ICC-ES PMG LC1027
- Flexibility means quick and easy installations. FlashShield+™ installs in approximately 1/3 the time of rigid piping methods.
- Pre-marked by the foot, there's no measuring, rigid pipe cutting or threading. This means less waste and fewer fittings.
- 75% fewer fittings in the average installation means a safer system, less leak potential and reduced callbacks.
- FlashShield+™ CSST is lightweight — 250 feet of ½" CSST weighs approximately 50 pounds and can be easily transported and handled on the job.
- Custom lengths of tubing and job-specific accessories for those large and multi-family projects can be easily obtained by a simple telephone call
- Jackets are UV and heat stable and comply with requirements of ASTM E84 25/50 index for flame and smoke.

***Customer Service and Technical Support are only a phone call away at 1-800-662-0208.***





# FLASHSHIELD+™ CORRUGATED STAINLESS STEEL TUBING (CSST):

## APPLICATION:

- CSST flexible gas piping supplies natural gas or liquefied petroleum gas to appliances.

## MATERIAL / SPECIFICATIONS:

- Tubing: ASTM A240 Type 304, Stainless Steel.
- Jacket: Electrically insulative and UV resistant polymer cover. System complies with requirements of ASTM E84 25/50.
- Annealed 304 stainless steel makes tubing more flexible than brands not heat-treated.



## FLASHSHIELD+™ CORRUGATED STAINLESS STEEL TUBING (CSST)

Part No.	Description	Pkg. Qty.	Lbs.	Reel Size (Dia. x Width)
<b>FSP-8-250</b>	<b>½" FlashShield+™ Corrugated Stainless Steel Tubing</b>	<b>250 Ft/Coil</b>	<b>49.5</b>	<b>20" x 12-½"</b>
FSP-8-25-5*		Box (5Coils/Box)	23	22" x 21-½" x 21-½"
FSP-8-50*		50 Ft/Box	8.3	21" x 6"
FSP-8-125		125 Ft/Coil	28.8	20" x 12-½"
FSP-8-500		500 Ft/Coil	95	24" x 25"
FSP-8-1000		1,000 Ft/Coil	187	32" x 21-½"
FSP-8-1500		1,500 Ft/Coil	270	32" x 21-½"
<b>FSP-11-250</b>	<b>¾" FlashShield+™ Corrugated Stainless Steel Tubing</b>	<b>250 Ft/Coil</b>	<b>64.3</b>	<b>24" x 25"</b>
FSP-11-25-5*		Box (5Coils/Box)	29	22" x 21-½" x 21-½"
FSP-11-50*		50 Ft/Box	10.5	21" x 6"
FSP-11-125		125 Ft/Coil	34.1	20" x 12-½"
FSP-11-500		500 Ft/Coil	116.5	24" x 25"
FSP-11-1000		1,000 Ft/Coil	230	32" x 21-½"
<b>FSP-16-150</b>	<b>1" FlashShield+™ Corrugated Stainless Steel Tubing</b>	<b>150 Ft/Coil</b>	<b>58.1</b>	<b>24" x 25"</b>
FSP-16-25-5*		Box (5Coils/Box)	29	22" x 21-½" x 21-½"
FSP-16-50		50 Ft/Box	23.4	20" x 12-½"
FSP-16-75		75 Ft/Coil	31	20" x 12-½"
FSP-16-300		300 Ft/Coil	104.1	24" x 25"
FSP-16-500		500 Ft/Coil	174.5	32" x 21-½"
<b>FSP-20-150</b>	<b>1-¼" FlashShield+™ Corrugated Stainless Steel Tubing</b>	<b>150 Ft/Coil</b>	<b>69</b>	<b>24" x 26-½"</b>
FSP-20-50		50 Ft/Coil	28	21" x 12"
FSP-20-75		75 Ft/Coil	37	21" x 12"
FSP-20-300		300 Ft/Coil	135	32" x 24-½"
<b>FSP-24-150</b>	<b>1-½" FlashShield+™ Corrugated Stainless Steel Tubing</b>	<b>150 Ft/Coil</b>	<b>91</b>	<b>24" x 26-½"</b>
FSP-24-50		50 Ft/Coil	35	21" x 20"
FSP-24-75		75 Ft/Coil	48	21" x 20"
FSP-24-300		300 Ft/Coil	177	24" x 26-½"
<b>FSP-32-150</b>	<b>2" FlashShield+™ Corrugated Stainless Steel Tubing</b>	<b>150 Ft/Coil</b>	<b>143</b>	<b>36" x 26-½"</b>
FSP-32-50		50 Ft/Coil	72	36" x 26-½"
FSP-32-75		75 Ft/Coil	89	36" x 26-½"

\*Packaged in box.

Please contact Gastite Customer Service for custom lengths.



## FlashShield+™ THE NEXT EVOLUTION IN CSST.

FlashShield+™ flexible gas piping systems deliver industry leading electrical risk protection — protection to the gas piping from lightning threats, as well as from household fault current threats. As homes are evolving, so are the gas delivery requirements of today's homeowners. Make sure your business keeps evolving, too, by installing the industry's premium gas delivery system. FlashShield+™ features all of the electrical and lightning safety you demand, plus several new innovations that make it easier to assemble and install.



### RESISTS HOUSEHOLD CURRENT ARCS AND LIGHTNING

The only CSST proven to resist electrical system fault current arcs, as well as lightning strikes.



### NEW LAYERS CUTS LIKE A SINGLE JACKET

New layers are bonded together with engineered adhesives, so they cut like a single jacket without the need for a special tool.



### STILL THE MOST LIGHTNING RESISTANT

Meets ICC-ES PMG LC1027 standard for lightning strike protection.

# XR3 FITTINGS:

## APPLICATION:

- Straight Fittings connect the flexible gas tubing to gas supply, distribution manifolds or gas appliances.
- Couplings allow for the splicing and additions to the flexible gas tubing.
- Termination Fittings create a fixed point "stub-out" on a wall or floor surface.
- Termination Bracket Fittings provide a secure attachment point for key-valves and as an alternate termination point.

## MATERIAL / SPECIFICATIONS:

- Fitting adapter, bushings and nut — Brass.
- Square Flange — Steel with zinc coating or cast bronze.

## FEATURES AND BENEFITS:

- Tool-less flare design; no special tools are required.
- Metal-to-metal seal, with no split rings, O-rings or gaskets.
- Self-guiding assembly to ensure a perfectly even flare.
- Exclusive, patented Jacket-Lock fitting eliminates exposed stainless steel beyond the nut.
- All components are fully reusable.



Straight Fitting

### XR2/XR3 STRAIGHT FITTING (ADAPTER/NUT/BUSHING)


Part No.	Description	Pkg. Qty.	Lbs./Box
XR2FTG-6-24	3/8" XR2 Straight Fitting – 1/2" NPT	24/Box	5.3
XR3FTG-8-24	1/2" XR3 Straight Fitting – 1/2" NPT	24/Box	7.2
XR3FTG-11-24	3/4" XR3 Straight Fitting – 3/4" NPT	24/Box	10.4
XR3FTG-16-12	1" XR3 Straight Fitting – 1" NPT	12/Box	7.9
XR3FTG-20-6	1-1/4" XR3 Straight Fitting – 1-1/4" NPT	6/Box	6.2
XR3FTG-24-4	1-1/2" XR3 Straight Fitting – 1-1/2" NPT	4/Box	6.2
XR3FTG-32-4	2" XR3 Straight Fitting – 2" NPT	4/Box	9.5



Straight Female Fitting

### XR3 STRAIGHT FEMALE FITTING (ADAPTER/NUT/BUSHING)

Part No.	Description	Pkg. Qty.	Lbs./Box
XR3FTGFM-8-24	1/2" XR3 Straight Fitting – 1/2" Female NPT	24/Box	7.6
XR3FTGFM-11-8-24	3/4" XR3 Straight Fitting – 1/2" Female NPT	24/Box	11.2
XR3FTGFM-11-24	3/4" XR3 Straight Fitting – 3/4" Female NPT	24/Box	11.2



Reducing Fitting

### XR3 REDUCING FITTING (ADAPTER/NUT/BUSHING)

Part No.	Description	Pkg. Qty.	Lbs./Box
XR3REDFTG-8-12-24	1/2" Straight Reducing Fitting – 3/4" NPT	24/Box	9.6
XR3REDFTG-11-8-24	3/4" XR3 Reducing Fitting – 1/2" NPT	24/Box	9.6
XR3REDFTG-16-12-12	1" XR3 Reducing Fitting – 3/4" NPT	12/Box	7.7



Coupling

### XR2/XR3 COUPLING FITTINGS

Part No.	Description	Pkg. Qty.	Lbs./Box
XR2CPL-6-12	3/8" XR2 Coupling	12/Box	3.5
XR3CPL-8-12	1/2" XR3 Coupling	12/Box	5.8
XR3CPL-11-12	3/4" XR3 Coupling	12/Box	8.8
XR3CPL-16-6	1" XR3 Coupling	6/Box	6.7
XR3CPL-20-6	1-1/4" XR3 Coupling	6/Box	9.5
XR3CPL-24-4	1-1/2" XR3 Coupling	4/Box	12.5
XR3CPL-32-4	2" XR3 Coupling	4/Box	18.9



Termination Fitting with Square Flange

### XR2/XR3 TERMINATION FITTING (FLANGE/ADAPTER/NUT/BUSHING)

Part No.	Description	Pkg. Qty.	Lbs./Box
XR2TRM-6-12	3/8" XR2 Term. Fitting w/ Square Flange – 1/2" NPT	12/Box	6.4
XR3TRM-8-12	1/2" XR3 Term. Fitting w/ Square Flange – 1/2" NPT	12/Box	10
XR3TRM-11-12	3/4" XR3 Term. Fitting w/ Square Flange – 3/4" NPT	12/Box	13.7
XR3TRM-16-6	1" XR3 Term. Fitting w/ Square Flange – 1" NPT	6/Box	10.8
XR3TRM-20-6	1-1/4" XR3 Term. Fitting – 1-1/4" NPT	6/Box	8.4
XR3TRM-24-4	1-1/2" XR3 Term. Fitting w/ Square Flange – 1-1/2" NPT	6/Box	7.7
XR3TRM-32-4	2" XR3 Term. Fitting w/ Square Flange – 2" NPT	4/Box	11.8



Termination Fitting with Bronze Flange

### XR2/XR3 TERMINATION FITTING WITH BRONZE FLANGE (FLANGE/ADAPTER/NUT/BUSHING)

Part No.	Description	Pkg. Qty.	Lbs./Box
XR2TRM-6-12CB	3/8" XR2 Term. Fitting w/ Bronze Flange – 1/2" NPT	12/Box	12.2
XR3TRM-8-12CB	1/2" XR3 Term. Fitting w/ Bronze Flange – 1/2" NPT	12/Box	100
XR3TRM-11-12CB	3/4" XR3 Term. Fitting w/ Bronze Flange – 3/4" NPT	12/Box	13.7
XR3TRM-16-6CB	1" XR3 Term. Fitting w/ Bronze Flange – 1" NPT	6/Box	10.8
XR3TRM-20-6CB	1-1/4" XR3 Term. Fitting w/ Bronze Flange – 1-1/4" NPT	6/Box	14.4
XR3TRM-24-4CB	1-1/2" XR3 Term. Fitting w/ Bronze Flange – 1-1/2" NPT	4/Box	13.1



## XR3 FITTINGS CONTINUED:



Termination Fitting with No Flange

### XR2/XR3 TERMINATION FITTING WITH NO FLANGE (ADAPTER/NUT/BUSHING)

Part No.	Description	Pkg. Qty.	Lbs./Box
XR2TRM-6-NF-12	3/8" XR2 Term. Fitting – 1/2" NPT (no flange)	12/Box	3.2
XR3TRM-8-NF-12	1/2" XR3 Term. Fitting – 1/2" NPT (no flange)	12/Box	4.2
XR3TRM-11-NF-12	3/4" XR3 Term. Fitting – 3/4" NPT (no flange)	12/Box	6.1
XR3TRM-16-NF-6	1" XR3 Term. Fitting – 1" NPT (no flange)	6/Box	4.7
XR3TRM-20-NF-6	1-1/4" XR3 Term. Fitting – 1-1/4" NPT (no flange)	6/Box	4.4
XR3TRM-24-NF-4	1-1/2" XR3 Term. Fitting – 1-1/2" NPT (no flange)	4/Box	8.9
XR3TRM-32-NF-4	2" XR3 Term. Fitting – 2" NPT (no flange)	4/Box	13.9



Termination Bracket Fitting

### XR3 TERMINATION BRACKET FITTING (BRACKET/ADAPTER/NUT/BUSHING)

Part No.	Description	Pkg. Qty.	Lbs./Box
XR3TRMBKT-8-12	1/2" XR3 Term. Bracket Fitting – 1/2" NPT	12/Box	6.4
XR3TRMBKT-11-12	3/4" XR3 Term. Bracket Fitting – 3/4" NPT	12/Box	8.4
XR3TRMBKT-16-6	1" XR3 Term. Bracket Fitting – 1" NPT	6/Box	6.9
XR3TRMBKT-20-6	1-1/4" XR3 Term. Bracket Fitting – 1-1/4" NPT	6/Box	8.8
XR3TRMBKT-24-4	1-1/2" XR3 Term. Bracket Fitting – 1-1/2" NPT	4/Box	10
XR3TRMBKT-32-4	2" XR3 Term. Bracket Fitting – 2" NPT	4/Box	15.8



Tee Fitting

### XR3 TEE FITTINGS\*

Part No.	Description	Pkg. Qty.	Lbs./Box
XR3T-8-12	1/2" Run x 1/2" Run x 1/2" Tee – Tee Fitting	12/Box	10.8
XR3T-11-12	3/4" Run x 3/4" Run x 3/4" Tee – Tee Fitting	12/Box	16.5
XR3T-16-6	1" Run x 1" Run x 1" Tee – Tee Fitting	6/Box	13.4
XR3T-11-8-8-6	3/4" Run x 1/2" Run x 1/2" Tee – Tee Fitting	6/Box	7.3
XR3T-11-11-8-6	3/4" Run x 3/4" Run x 1/2" Tee – Tee Fitting	6/Box	7.6
XR3T-16-11-8-6	1" Run x 3/4" Run x 1/2" Tee – Tee Fitting	6/Box	9.4
XR3T-16-11-11-6	1" Run x 3/4" Run x 3/4" Tee – Tee Fitting	6/Box	5.4
XR3T-16-16-8-6	1" Run x 1" Run x 1/2" Tee – Tee Fitting	6/Box	10.5
XR3T-16-16-11-6	1" Run x 1" Run x 3/4" Tee – Tee Fitting	6/Box	6.5

## MODULAR STUB SYSTEM:

### APPLICATION:

- All Stubs create a fixed point "stub-out" on a wall or floor surface for meter and appliance attachment.
- Angle Stub-Out mounting plate provided at a 72-1/2° angle to facilitate mounting to angled side of most fireplace inserts.

### MATERIAL / SPECIFICATIONS:

- Schedule 40 steel pipe complying with material standard ASTM A-53.
- Exterior plating – Black oxide coating after all threading, forming and welding.

### FEATURES AND BENEFITS:

- Reduces the number of joints in the system where contractors typically fabricate "stub-outs" from rigid pipe nipples, elbows and couplings.
- Provides a fixed-point termination for installations where the appliances are not yet installed.
- Creates a more polished look to the overall installation.



Appliance Stub-Outs

### MODULAR STUB SYSTEM

Part No.	Description	Pkg. Qty.	Lbs./Box
XR3-APSTUB-8-10	1/2" XR3 x 1-1/2" Stub Length x 1/2" NPT	10/Box	15.2
XR3-L-APSTUB-8-10	1/2" XR3 x 2-1/4" Stub Length x 1/2" NPT	10/Box	13.3
XR3-APSTUB-11-10	3/4" XR3 x 1-1/2" Stub Length x 1/2" NPT	10/Box	18.5
XR3-L-APSTUB-11-10	3/4" XR3 x 2-1/4" Stub Length x 1/2" NPT	10/Box	19.9
XR3-APSTUB-11-11-10	3/4" XR3 x 1-1/2" Stub Length x 3/4" NPT	10/Box	19.8
XR3-L-APSTUB-11-11-10	3/4" XR3 x 2-1/4" Stub Length x 3/4" NPT	10/Box	21.6

## MODULAR STUB SYSTEM CONTINUED:



Straight Stubs & Stub Bracket



Double Stub

Deck Stub

Angle Stub

### MODULAR STUB SYSTEM

Part No.	Description	Pkg. Qty.	Lbs./Box
1/2X6STUB-10	½" M x 6" L Straight Stub-Out	10/Box	12.2
1/2X12STUB-10	½" M x 12" L Straight Stub-Out	10/Box	16.9
3/4X6STUB-10	¾" M x 6" L Straight Stub-Out	10/Box	14.5
3/4X12STUB-10	¾" M x 12" L Straight Stub-Out	10/Box	22.9
1X6STUB-10	1" M x 6" L Straight Stub-Out	10/Box	15.3
1X12STUB-10	1" M x 12" L Straight Stub-Out	10/Box	24.1
1-1/4X6STUB-10	1-¼" M x 6" L Straight Stub-Out	10/Box	18
1-1/4X12STUB-10	1-¼" M x 12" L Straight Stub-Out	10/Box	27
1-1/2X6STUB-10	1-½" M x 6" L Straight Stub-Out	10/Box	21
1-1/2X12STUB-10	1-½" M x 12" L Straight Stub-Out	10/Box	32
DBLSTUB-1-10	Double Appliance Stub-Out ¾" inlet x ½" & ¾" Outlet	10/Box	26
DECKSTUB-1/2x3-10	½" x 3" Bracket Stub-Out	10/Box	8.7
ANGLE-STUB-01-10	½" M x 5-½" L x 72.5° Angle Stub	10/Box	11
STUB-BRACE	Stub Bracket (optional) – Fits All	1 Ea.	1.8

## MOUNTING HARDWARE:

### APPLICATION:

- Termination Bracket provides mounting surface for termination fitting assembly.
- Manifold Bracket provides mounting platform for manifolds, supplied with adhesive port labeling.
- Gas Load Center creates a recessed cabinet for a more polished look to manifold assembly.
- XR3OUTLETBOX creates a secure recessed termination point for connection to moveable appliances.

### MATERIAL / SPECIFICATIONS:

- Termination Bracket – 16 gauge galvanized sheet metal.
- MBRACE-1 Mounting Kit made of 16 gauge galvanized sheet metal.
- Fits 3-PORTMAN, 3-PORTMAN-1, 4-PORTMAN, 5-PORTMAN and 4-PORTMAN-M.
- MBRACE-3 Mounting Kit made of 14 gauge galvanized sheet metal.
- Fits 5-PORTMAN-1, 5-PORTMAN-2, 5-PORTMAN-3 and 4-PORTMAN-2.
- Gas Load Center – 20 gauge steel with a white, polyester powder coat finish.
- Metal Tubing Straps – 22, 20 or 18 gauge sheet metal, depending on size.
- XR3OUTLETBOX – Ball Valve ANSI Z21.15 or ANSI/ASME B16.33.



Termination Bracket



Manifold Bracket

### MOUNTING HARDWARE

Part No.	Description	Pkg. Qty.	Lbs./Ea.
LBRACE-1-20	Term. Fitting Mounting Kit – Fits ¾" - 1" CSST	20/Box	9
MBRACE-1-10	Manifold Mounting Kit – Fits 3-PORTMAN, 3-PORTMAN-1, 4-PORTMAN, 5-PORTMAN, 4-PORTMAN-M	10/Box	16
MBRACE-3-10	Manifold Mounting Kit – Fits 5-PORTMAN-1, 5-PORTMAN-2, 5-PORTMAN-3, 4-PORTMAN-2	10/Box	16
GLC1	Gas Load Center Kit – 14-½" x 24" x 3-½"	1 ea.	11.8
Part No.	Description	Pkg. Qty.	Lbs./Box
MSTRAPS-6-250	Metal Tubing Strap – Fits ¾" CSST	250/Box	4.1
MSTRAPS-8-250	Metal Tubing Strap – Fits ½" CSST	250/Box	4.6
MSTRAPS-11-150	Metal Tubing Strap – Fits ¾" CSST	150/Box	3.1
MSTRAPS-16-100	Metal Tubing Strap – Fits 1" CSST	100/Box	3.7
MSTRAPS-20-50	Metal Tubing Strap – Fits 1-¼" CSST	50/Box	3
MSTRAPS-24-50	Metal Tubing Strap – Fits 1-½" CSST	50/Box	4.5
MSTRAPS-32-25	Metal Tubing Strap – Fits 2" CSST	25/Box	2.5



Gas Load Center



XR3 Outlet Box

### OUTLET BOXES

Part No.	Description	Pkg. Qty.	Lbs./Kit
XR3OUTLETBOX-8	Recessed gas outlet box kit with ½" XR3 Fitting	1 Kit	1.5
XR3OUTLETBOX-11	Recessed gas outlet box kit with ¾" XR3 Fitting	1 Kit	2.2
XR3OUTLETBOX-FR8	Firestop gas outlet box kit with ½" XR3 Fitting	1 Kit	3.8
XR3OUTLETBOX-FR11	Firestop gas outlet box kit with ¾" XR3 Fitting	1 Kit	4.1

## PIPE SUPPORT SYSTEM:

### APPLICATION:

- Effectively anchors and supports lightweight CSST, as well as other fuel gas piping materials to any roofing membrane.

### MATERIAL / SPECIFICATIONS:

- Made of 100% recycled material, UV resistant and waterproof.
- Will not damage expensive roof membranes.
- Installs on any roof with or without standard roof adhesives.



Pipe Supports

### PIPE SUPPORT SYSTEM

Part No.	Description	Pkg. Qty.	Lbs./Ea.
RB0-10-4	Rubber Support Block (10"L x 4"H)	1 Ea.	4.9
RB1-10-5	Rubber Support Block w/ 7/8" Galv Steel Channel (10"L x 5"H)	1 Ea.	6
RB1-29-5	Rubber Support Block w/ 7/8" Galv Steel Channel (29"L x 5"H)	1 Ea.	18
RB2-10-12	Rubber Support Block w/Adj height 7/8" Galv Steel Channel (10"L x 5"-12"H)	1 Ea.	7.7

## MULTI-PORT MANIFOLDS:

### APPLICATION:

- Provides central distribution point for individual runs to each appliance.

### MATERIAL / SPECIFICATIONS:

- Cast 3, 4, and 5 Port – ASTM A536 Ductile Iron.



Cast Manifolds

### MULTI-PORT MANIFOLDS

Part No.	Description	Pkg. Qty.	Lbs.
3-PORTMAN	Cast 3 port – 3/4"F x 3 @ 1/2"F x 1/2"F	1 Ea.	1.5
3-PORTMAN-1	Cast 3 port – 1/2" x 3 @ 1/2"F x 1/2"F	1 Ea.	1.5
4-PORTMAN-10	Cast 4 port – 3/4"F x 4 @ 1/2"F x 1/2"F	10/Box	20
5-PORTMAN	Cast 5 port – 3/4"F x 1 @ 3/4"F x 4 @ 1/2"F x 1/2"F	1 Ea.	2.2
5-PORTMAN-1	Cast 5 port – 1"F x 1 @ 3/4"F x 4 @ 1/2"F x 3/4"F	1 Ea.	2.5
5-PORTMAN-2	Cast 5 port – 1-1/4"F x 5 @ 3/4"F x 1"F	1 Ea.	6.7
5-PORTMAN-3	Cast 5 port – 1-1/4"F x 5 @ 1/2"F x 1"F	1 Ea.	5.7
4-PORTMAN-2	Cast 4 port – 1-1/2"F x 4 @ 3/4"F x 1-1/2"F	1 Ea.	7.2
4-PORTMAN-3	Cast 4 port – 2"F x 4 @ 1"F x 1-1/2"F	1 Ea.	8.6
4-PORTMAN-M	Cast 4 port – 3/4"F x 4 @ 1/2"F x 3/4"M	1 Ea.	2.3


## PROTECTION DEVICES AND BONDING CLAMPS:

### APPLICATION:

- Striker plates used for protection where flexible gas piping passes through structural members and is restricted from moving to avoid nails, screws and other potential puncture threats.
- Steel conduit is used to provide additional protection where striker plates cannot be easily installed.

### MATERIAL / SPECIFICATIONS:

- Striker Plates – 16 gauge AISI1050 Carbon Steel Hardened to Rc 45.
- Steel Conduit – Strip wound interlocking steel.
- Bonding clamps are listed to UL467 for use on Gastite hex fittings.



Striker Plates

### PROTECTION DEVICES – STRIKER PLATES & SILICONE TAPE

Part No.	Description	Pkg. Qty.	Lbs./Box
TFM204-100	Quarter Striker Plate – 3" x 2"	100/Box	8
TFM201-50	Half Striker Plate – 3" x 7"	50/Box	18
TFM203-50	Three-Quarter Striker Plate – 3" x 8"	50/Box	20
TFM205-25	Full Striker Plate – 3" x 12"	25/Box	13.8
TFM210-10	6" x 17" Striker Plate	10/Box	19
TFM211-25	Full (Drop-in) Striker Plate – 1/2" & 3/4" CSST	25/Box	11
TFM212-25	Full (Drop-in) Striker Plate – 1" & 1-1/4" CSST	25/Box	16
SIL-TAPE	Self Bonding Silicone Yellow Tape – 1" x .015" x 12 yd/roll	1 Ea.	0.3
SIL-TAPE-B	Self Bonding Silicone Black Tape – 1" x .015" x 12 yd/roll	1 Ea.	0.3

## PROTECTION DEVICES AND BONDING CLAMPS CONTINUED:



Steel Conduit

### PROTECTION DEVICES – STEEL CONDUIT COILS

Part No.	Description	Pkg. Qty.	Lbs./Coil
FLOPPY12	3/4" Coil steel conduit – Fits 3/8" CSST	50 Ft/Coil	8.4
FLOPPY16	1" Coil steel conduit – Fits 1/2" CSST	50 Ft/Coil	13.1
FLOPPY20	1-1/4" Coil steel conduit – Fits 3/4" CSST	25 Ft/Coil	11
FLOPPY24	1-1/2" Coil steel conduit – Fits 1" CSST	25 Ft/Coil	13.1
FLOPPY28	1-3/4" Coil steel conduit – Fits 1-1/4" CSST	25 Ft/Coil	16.5
FLOPPY36	2-1/4" Coil steel conduit – Fits 1-1/2" CSST	25 Ft/Coil	28.2
FLOPPY48	3" Coil steel conduit – Fits 2" CSST	25 Ft/Coil	36



Bonding Clamp

### PROTECTION DEVICES – STEEL CONDUIT COILS

Part No.	Description	Pkg. Qty.	Lbs./Box
LFLOPPY-12-50	3/4" – Cut to 1 foot length – Fits 3/8" CSST	50/Box	9.3
LFLOPPY-16-50	1" – Cut to 1 foot length – Fits 1/2" CSST	50/Box	19
LFLOPPY-20-25	1-1/4" – Cut to 1 foot length – Fits 3/4" CSST	25/Box	11.8
LFLOPPY-24-25	1-1/2" – Cut to 1 foot length – Fits 1" CSST	25/Box	14.4
LFLOPPY-28-25	1-3/4" – Cut to 1 foot length – Fits 1-1/4" CSST	25/Box	17
LFLOPPY-36-25	2-1/4" – Cut to 1 foot length – Fits 1-1/2" CSST	25/Box	28.8
LFLOPPY-48-25	3" – Cut to 1 foot length – Fits 2" CSST	25/Box	37

### BONDING CLAMPS

Part No.	Description	Pkg. Qty.	Lbs./Box
CWP1JSH	Bonding Clamp for 3/8" and 1/2" CSST	1 Ea.	0.16
CWP2JSH	Bonding Clamp for 3/4", 1" and 1-1/4" CSST	1 Ea.	0.34
CWP3JSH	Bonding Clamp for 1-1/2" and 2" CSST	1 Ea.	1.02

## SHUT-OFF VALVES, QUICK CONNECT AND ACCESSORIES:

### APPLICATION:

- Ball Valves are used to control gas flow to appliances and pounds-to-inches regulator.
- Quick-Connect valve and accessories provide a safe and easy "quick-connect" for barbecue grills, space heaters and decorative lighting.

### MATERIAL / SPECIFICATIONS:

- Ball Valve - ANSI/ASME B16.33.
- Quick Connect and Accessories – ANSI Z21.15, CAN 9.1,9.2, 6.9 and AGA/CGA 7-90/CR94-001.



Ball Valve

90° Ball Valve

### SHUT-OFF VALVES

Part No.	Description	Pkg. Qty.	Lbs./Box
T100-1/2-20	1/2" Ball Valve rated to 125 PSI	20/Box	10
T100-3/4-10	3/4" Ball Valve rated to 125 PSI	10/Box	8
T100-1-1/4-5	1-1/4" Ball Valve rated to 125 PSI	5/Box	11
T90-1/2-10	1/2" 90 Degree Shut-Off Valve	10/Box	4.6
T90-3/4-10	3/4" 90 Degree Shut-Off Valve	10/Box	7.7



Outdoor Flex Connector

### OUTDOOR FLEX CONNECTOR WITH QUICK CONNECT PLUG

Part No.	Description	Pkg. Qty.	Lbs./Ea.
OUTFLEX-3/8	3/8" Outdoor Flex Connector, 10-ft, 3/8" Male plug x 3/8" Female Flare Swivel, 3/8" MPT adapter (43 CFH)*	1 Ea.	2.2
OUTFLEX-1/2	1/2" Outdoor Flex Connector, 10-ft, 1/2" Male plug x 1/2", Female Flare Swivel, 1/2" MPT adapter (87 CFH)*	1 Ea.	3.2

\*Capacity of flex connector and QC valve combination, @ 1" w.c. pressure drop

### Quick Connect Valves

Part No.	Description	Pkg. Qty.	Lbs./Ea.
T103029	3/8" Quick Connect Valve, 90 deg, 1/2" FPT inlet	1 Ea.	1
T104023	1/2" Quick Connect Valve, Straight, 1/2" FPT inlet	1 Ea.	1
QCBOXPW	3/8" QC Valve Box (white PVC) 1/2" FPT inlet, Surface Mount, Lockable Door	1 Ea.	1.6
QCBOXPG	3/8" QC Valve Box (grey PVC) 1/2" FPT inlet, Surface Mount, Lockable Door	1 Ea.	1.6
QCBOXSS	3/8" QC Valve Box (S.S.) 1/2" FPT inlet, Recessed, Lockable Door	1 Ea.	2.3
BBQ-SS-50	1/2" QC Valve Box (S.S.) 1/2" FPT inlet, Surface Mount, Lockable Door	1 Ea.	2



QC Valve



QC Valve Box (PVC)



QC Valve Box (SS) Recessed



QC Valve Box (SS)



# GASTITE® AND FLASHSHIELD TUBING CUTTERS AND JACKET STRIPPER:

## APPLICATION:

- Tubing Cutters, fitted with cutting wheel designed to cut stainless steel, create clean cuts for optimal flaring of tubing.
- Jacket stripper tool filled with blade for removal of outer jackets & mesh layers before connecting fitting.

## MATERIAL / SPECIFICATIONS:

- Aluminum alloy body.
- Jacket stripper tool - durable plastic and blade.



Tubing Cutters

### GASTITE ACCESSORIES

Part No.	Description	Pkg. Qty.
GTCUTTER-SM	Yellow cutter with flat rollers – 3/8"-1" Gastite® and FlashShield+™	1 Ea.
GTCUTTER-LG	Yellow cutter with flat rollers – Up to 2" Gastite® and FlashShield+™	1 Ea.
GTBLADE-SM-5	Replacement blade for GTCUTTER-SM (19mm)	5 Ea.
GTBLADE-LG2-5	Replacement blade for GTCUTTER-LG and GTCUTTER-LG2 (30mm)	5 Ea.



Jacket Stripping Tool

### JACKET STRIPPING TOOL

Part No.	Description	Pkg. Qty.	Lbs./Ea.
STRP4-8-11-24	1/2" + 3/4" Jacket Stripping Tool	24 Ea.	3
STRP4-16-20-24	1" + 1-1/4" Jacket Stripping Tool	24 Ea.	4.3

# REGULATORS:

## APPLICATION:

- For use in elevated pressure systems (in excess of 1/2 PSI) to reduce pressure to standard appliance use levels.
- Outdoor vent protector is used when vent-limiting orifice is removed for outdoor installation of regulator.

## MATERIAL / SPECIFICATIONS:

- 2 PSI inlet pressure line models available in 8"WC and 11"WC outlet pressures.
- 5 PSI inlet pressure (OPD) models available in 8"WC (field adjustment to 11"WC) outlet pressures.



Maxitrol Regulators

### LINE REGULATORS - NATURAL GAS, 8" W.C. OUTLET SETPOINT

#### MAXITROL REGULATORS

Part No.	Regulator Application	NPT	Capacity*(CFH)	Pkg. Qty	Wt. (Lbs.)
T325-3-44	2 PSI	1/2"	258	1	0.8
T325-5-2	2 PSI	1/2"	516	1	1.8
T325-5-44	2 PSI	3/4"	620	1	1.8
T325-5-3	2 PSI	1"	620	1	1.8
T325-7AL-NG01	2 PSI	1-1/4"	1,291	1	3.5



Maxitrol Regulators with OPD

#### MAXITROL O.P.D.'S

T325-3L48	5 PSI	1/2"	207	1	1.5
T325-5AL600	5 PSI	3/4"	439	1	3.4
T325-7L-210D**	5 PSI	1-1/4"	1,291	1	9.2



OARA Regulators

#### OARA REGULATORS

REG8-300	2 PSI	1/2"	238	1	0.8
REG8-600	2 PSI	3/4"	462	1	1.9



Pietro Fiorentini Regulators

#### PIETRO FIORENTINI REGULATORS

30051-NG	2 PSI	1/2"	552	1	1.7
30052-NG	2 PSI	3/4"	665	1	1.7
30053-NG	2 PSI	1"	893	1	1.6
30153-NG	2 PSI	1-1/4"	3,735	1	7.4

\*Natural gas, 0.60 specific gravity. 1 PSI inlet, 8" w.c. outlet  
See Gastite®/FlashShield+™ Design & Installation Guide, table 4-7 for further sizing info

\*\*Vent limiter not available for -7 OPD

## REGULATORS CONTINUED:

### LINE REGULATORS - PROPANE, 11" W.C. OUTLET SETPOINT

#### MAXITROL REGULATORS

Part No.	Regulator Application	NPT	Capacity* (000 BTU/H)	Pkg. Qty	Wt. (Lbs.)
T325-3-44P	2 PSI	½"	368	1	0.8
T325-5-44P	2 PSI	¾"	916	1	1.8
T325-5-3P	2 PSI	1"	916	1	1.8

#### OARA REGULATORS

REG11-300	2 PSI	½"	344	1	0.8
REG11-600	2 PSI	¾"	669	1	1.9

#### PIETRO FIORENTINI REGULATORS

30052-LP	2 PSI	¾"	965	1	1.7
----------	-------	----	-----	---	-----

\*Propane, 1.52 specific gravity. 1 PSI inlet, 11" w.c. outlet

See Gastite®/FlashShield® Design & Installation Guide, table 4-8 for further sizing info.

#### VENT PROTECTION

Part No.	Description	Pkg. Qty.	Lbs./Ea.
VP3	Maxitrol, Outdoor Vent Protector, fits ½" NPT vent orifice (fits -3 and 300 series)	1 Ea.	0.1
VP5	Maxitrol, Outdoor Vent Protector, fits ¾" NPT vent orifice (fits -5 and 600 series)	1 Ea.	0.1
VP14	Pietro Fiorintini, Outdoor Vent Protector, fits ¼" NPT vent orifice (fits 30051, 52, 53)	1 Ea.	0.1
VP12	Pietro Fiorintini, Outdoor Vent Protector, fits ½" NPT vent orifice (fits 30153 and -7)	1 Ea.	0.1

## SYSTEM IDENTIFICATION

### SYSTEM IDENTIFICATION

Part No.	Description	Pkg. Qty.	Lbs.
EPAL-1-100	Adhesive Labels for elevated pressure identification	100/Roll	0.1
EPMT-1-100	Metal Tags for Uniform Plumbing Code compliance	100/Pkg.	0.5



Adhesive Label



Metal Tag



## UNDERGROUND GAS POLYETHYLENE (PE) PIPING

FEATURING THE CON-STAB I.D. SEAL® FITTINGS FROM CONTINENTAL INDUSTRIES, INC.

### PRODUCT DESCRIPTION:

Unlike above-grade gas piping installations that require metallic piping, underground systems need to perform in harsh and corrosive environments. Metallic pipe installed underground requires additional and costly materials to protect the pipe. Polyethylene gas piping systems are specifically engineered and certified for the underground environment.


To provide a true underground gas piping solution, Gastite® has partnered with Continental Industries, Inc. to bring you Con-Stab I.D. Seal®, fittings, anode-less risers and polyethylene tubing (PE).

These components assemble in minutes to form a complete underground gas piping system, which offers the flexibility and simple fitting assembly you have come to expect from Gastite®.

- Medium Density Polyethylene Yellow Gas Pipe: MDPE (PE2708) in compliance w/ ASTM D2513

### FEATURES & BENEFITS:

- Cost effective joining method.
- Simple assembly.
- No additional assembly equipment required for installation — just chamfer and push.
- Expanded product line with various configurations and material options.
- Uni-body design eliminating all external parts.
- Designed, tested and certified for direct burial.
- Eliminates corrosive threats associated with metallic piping.
- Lowest installed cost compared to other underground gas piping materials.
- Continuous lengths of flexible piping.



**CUSTOMER SERVICE AND TECHNICAL SUPPORT ARE ONLY A PHONE CALL AWAY AT 1-800-662-0208.**

Con-Stab I.D. Seal® is a registered trademark of Continental Industries, Inc.

## IMPORTANT

**ALL PE TUBING REQUIRES I.D. CHAMFER PRIOR TO INSTALLATION OF ANY ADAPTER.**

# IRON PIPE SIZE (IPS) TUBING, ANODELESS RISERS AND FITTINGS

## IMPORTANT

ALL PE TUBING REQUIRES I.D. CHAMFER PRIOR TO INSTALLATION OF ANY ADAPTER.



PE Tubing



Flex Riser



Gas Riser



Transition Fitting



Coupling



Reducing Tee



Tapping Tee

### IRON PIPE SIZE (IPS) TUBING

Part No.	Description	Pkg. Qty	Lbs./Coil/Ea.
PE-12-250	¾" IPS (SDR-11) – PE Tubing (30" ID x 45" OD)	250 ft./coil	31
PE-12-125	¾" IPS (SDR-11) – PE Tubing (24" ID x 35" OD)	125 ft./coil	15
PE-12-500	¾" IPS (SDR-11) – PE Tubing (30" ID x 42" OD)	500 ft./coil	60
PE-16-250-IPS	1" IPS (SDR-11) – PE Tubing (30" ID x 45" OD)	250 ft./coil	47.5
PE-16-125-IPS	1" IPS (SDR-11) – PE Tubing (25" ID x 34" OD)	125 ft./coil	23.8
PE-16-500-IPS	1" IPS (SDR-11) – PE Tubing (31" ID x 45" OD)	500 ft./coil	95
PE-20-250	1-¼" IPS (SDR-10) – PE Tubing (48" ID x 64" OD)	250 ft./coil	82.5
PE-20-125	1-¼" IPS (SDR-10) – PE Tubing (48" ID x 58" OD)	125 ft./coil	41.3
PE-20-500	1-¼" IPS (SDR-10) – PE Tubing (48" ID x 72" OD)	500 ft./coil	165
PE-24-250	1-½" IPS (SDR-11) – PE Tubing (45" ID x 65" OD)	250 ft./coil	103
PE-24-125	1-½" IPS (SDR-11) – PE Tubing (45" ID x 65" OD)	125 ft./coil	51.5
PE-32-250	2" IPS (SDR-11) – PE Tubing (51" ID x 78" OD)	250 ft./coil	157.5

### COMPONENTS - MATCHING DIAMETERS AND SDRs LISTED ABOVE

RISER-12-30	¾" IPS SDR 11 x 30" Vertical x ¾" NPT – Riser w/Con-Stab Cplg	1 Ea.	7
RISER-16-30-IPS	1" IPS SDR 11 x 30" Vertical x 1" NPT – Riser w/Con-Stab Cplg	1 Ea.	8
RISER-20-30	1-¼" IPS SDR 10 x 30" Vertical x 1-¼" NPT – Riser w/Con-Stab Cplg	1 Ea.	15
RISER-24-36	1-½" IPS SDR 11 x 36" Vertical x 1-½" NPT – Riser w/Con-Stab Cplg	1 Ea.	19
RISER-32-36	2" IPS SDR 11 x 36" Vertical x 2" NPT – Riser w/Con-Stab Cplg	1 Ea.	17
F-RISER-12-36	¾" IPS SDR 11 x ¾" MPT – 36" length Flex Riser	1 Ea.	4
F-RISER-12-72	¾" IPS SDR 11 x ¾" MPT – 72" length Flex Riser	1 Ea.	6.1
F-RISER-16-IPS-36	1" IPS SDR 11 x 1" MPT – 36" length Flex Riser	1 Ea.	12
F-RISER-20-36	1-¼" IPS SDR 10 x 1-¼" MPT – 36" length Flex Riser*	1 Ea.	7
<b>* Not approved for LPG applications</b>			
TRANS-12	¾" IPS SDR 11 x ¾" NPT Transition Fitting	1 Ea.	1.1
TRANS-16-IPS	1" IPS SDR 11 x 1" NPT Transition Fitting	1 Ea.	1.8
TRANS-20	1-¼" IPS SDR 10 x 1-¼" NPT Transition Fitting	1 Ea.	2.5
TRANS-24	1-½" IPS SDR 11 x 1-½" NPT Transition Fitting	1 Ea.	3.9
TRANS-32	2" IPS SDR 11 x 2" NPT Transition Fitting	1 Ea.	3.3
PECPL-12	¾" IPS SDR 11 Coupling	1 Ea.	0.5
PECPL-16-IPS	1" IPS SDR 11 Coupling	1 Ea.	0.8
PECPL-20	1-¼" IPS SDR 10 Coupling	1 Ea.	2
PECPL-24	1-½" IPS SDR 11 Coupling	1 Ea.	1.7
PECPL-32	2" IPS SDR 11 Coupling	1 Ea.	4
PECPL-12-20**	¾" IPS SDR 11 x 1-¼" IPS SDR 10 Reducer Coupling	1 Ea.	2
PECPL-12-16-IPS**	¾" IPS SDR 11 x 1" IPS SDR 11 Reducer Coupling	1 Ea.	0.7
PECPL-16-IPS-32**	1" IPS SDR 11 x 2" IPS SDR 11 Reducer Coupling	1 Ea.	3.1
PECPL-20-32**	1-¼" IPS SDR 10 x 2" IPS SDR 11 Reducer Coupling	1 Ea.	3.5
PE90CPL-12	¾" IPS SDR 11 90 Degree Coupling	1 Ea.	1
PERCPL-12**	¾" IPS SDR 11 Repair Coupling	1 Ea.	0.8
PET-12	¾" IPS SDR 11 Tee Fitting	1 Ea.	1.2
PET-16-IPS	1" IPS SDR 11 Tee Fitting	1 Ea.	2.4
PET-20	1-¼" IPS SDR 10 Tee Fitting	1 Ea.	4.5
PET-24	1-½" IPS SDR 11 Tee Fitting	1 Ea.	4.2
PET-32	2" IPS SDR 11 Tee Fitting	1 Ea.	9
PERT-16-16-12	1" IPS SDR 11 x 1" IPS x ¾" IPS SDR 11 Reducer Tee	1 Ea.	2.5
PERT-20-20-12	1-¼" IPS SDR 10 x 1-¼" IPS SDR 10 x ¾" IPS SDR 11 Reducer Tee	1 Ea.	3.3
PERT-20-20-16-IPS	1-¼" IPS SDR 10 x 1-¼" IPS SDR 10 x 1" IPS SDR 11 Reducer Tee	1 Ea.	4
PERT-24-24-20	1-½" IPS SDR 11 x 1-½" IPS SDR 11 x 1-¼" IPS SDR 10 Reducer Tee	1 Ea.	4.3
PERT-32-32-12	2" IPS SDR 11 x 2" IPS SDR 11 x ¾" IPS SDR 11 Reducer Tee	1 Ea.	5
PERT-32-32-16-IPS	2" IPS SDR 11 x 2" IPS x 1" IPS SDR 11 Reducer Tee	1 Ea.	5
PERT-32-32-20	2" IPS SDR 11 x 2" IPS SDR 11 x 1-¼" IPS SDR 10 Reducer Tee	1 Ea.	5
TAP-20-12**	1-¼" IPS SDR 10 x ¾" IPS SDR 11 Mechanical Tapping Tee	1 Ea.	2.5
TAP-20-16-IPS**	1-¼" IPS SDR 10 x 1" IPS SDR 11 Mechanical Tapping Tee	1 Ea.	2.5
TAP-32-16-IPS**	2" IPS SDR 11 x 1" IPS SDR 11 Mechanical Tapping Tee	1 Ea.	2.1
PE90CPL-16-IPS	1" IPS SDR 11 90 Degree Elbow	1 Ea.	1
PE90CPL-20	1-¼" IPS SDR 10 90 Degree Elbow	1 Ea.	2.6
PE90CPL-24	1-½" IPS SDR 11 90 Degree Elbow	1 Ea.	3
PE90CPL-32	2" IPS SDR 11 90 Degree Elbow	1 Ea.	4
PECAP-12	¾" IPS SDR 11 PE End Cap	1 Ea.	0.3
PECAP-16-IPS	1" IPS SDR 11 PE End Cap	1 Ea.	0.5
PECAP-20	1-¼" IPS SDR 10 PE End Cap	1 Ea.	1
PECAP-24	1-½" IPS SDR 11 PE End Cap	1 Ea.	1
PECAP-32	2" IPS SDR 11 PE End Cap	1 Ea.	1.5

\*\* While supplies last



# COPPER TUBE SIZE (CTS) TUBING, ANODELESS RISERS AND FITTINGS

## IMPORTANT

ALL PE TUBING REQUIRES I.D. CHAMFER PRIOR TO INSTALLATION OF ANY ADAPTER.

### COPPER TUBE SIZE (CTS) TUBING



PE Tubing

Part No.	Description	Pkg. Qty.	Lbs./Coil/Ea.
PE-8-250	½" CTS (SDR-7) – PE Tubing (26" ID x 36" OD)	250 ft./coil	17.5
PE-8-125	½" CTS (SDR-7) – PE Tubing (24" ID x 31" OD)	125 ft./coil	8.8
PE-8-500	½" CTS (SDR-7) – PE Tubing (30" ID x 38" OD)	500 ft./coil	35
PE-16-250	1" CTS (SDR-11.5) – PE Tubing (25" ID x 45" OD)	250 ft./coil	35
PE-16-125	1" CTS (SDR-11.5) – PE Tubing (24" ID x 35" OD)	125 ft./coil	17.5
PE-16-500	1" CTS (SDR-11.5) – PE Tubing (30" ID x 44" OD)	500 ft./coil	70



Flex Riser

### COMPONENTS - MATCHING DIAMETERS AND SDRs LISTED ABOVE

RISER-8-18	½" CTS SDR 7 x 18" Vertical x ¾" NPT Riser w/Con-Stab Cplg	1 Ea.	3.5
RISER-8-30	½" CTS SDR 7 x 30" Vertical x ¾" NPT Riser w/Con-Stab Cplg	1 Ea.	5
RISER-16-30	1" CTS SDR 11.5 x 30" Vertical x ¾" NPT Riser w/Con-Stab Cplg	1 Ea.	8
RISER-16-16-30	1" CTS SDR 11.5 x 30" Vertical x 1" NPT Riser w/Con-Stab Cplg	1 Ea.	8
F-RISER-8-36	½" CTS SDR 7 x 36" x ¾" NPT Flex Riser	1 Ea.	1.8
F-RISER-8-72	½" CTS SDR 7 x 72" x ¾" NPT Flex Riser	1 Ea.	3.1
F-RISER-16-36	1" CTS SDR 11.5 x 1" NPT, 36" length Flex Riser	1 Ea.	11
TRANS-8	½" CTS SDR 7 x ½" NPT Transition Fitting	1 Ea.	0.9
TRANS-16	1" CTS SDR 11.5 x 1" NPT Transition Fitting	1 Ea.	1.4
PECAP-8	PE End Cap, ½" CTS SDR 7	1 Ea.	0.2
PECAP-16	PE End Cap, 1" CTS SDR 11.5	1 Ea.	0.5
PECPL-8	½" CTS SDR 7 Coupling	1 Ea.	0.2
PECPL-16	1" CTS SDR 11.5 Coupling	1 Ea.	0.5
PECPL-8-16**	½" CTS SDR 7 x 1" CTS SDR 11.5 Reducer Coupling	1 Ea.	0.5
PE90CPL-8	½" CTS SDR 7 90 Degree Coupling	1 Ea.	0.4
PE90CPL-16	1" CTS SDR 11.5 90 Degree Coupling	1 Ea.	1
PERCPL-8	½" CTS SDR 7 Repair Coupling	1 Ea.	0.4
CUCPL-3/8**	½" CTS SDR 7 x ¾" Copper to Coupling	1 Ea.	0.3
PET-8	½" CTS SDR 7 Tee Fitting	1 Ea.	0.5
PET-16	1" CTS SDR 11.5 Tee Fitting	1 Ea.	1.1
PERT-16-16-8	1" CTS SDR 11.5 x 1" CTS SDR 11.5 x ½" CTS SDR 7 Reducer Tee	1 Ea.	2.3



Gas Riser



Copper Coupling

### IPS / CTS COMBINATION FITTINGS

Part No.	Description	Pkg. Qty.	Lbs./Ea.
PECPL-8-12**	½" CTS SDR 7 x ¾" IPS SDR 11 Reducer Coupling	1 Ea.	0.4
PECPL-8-16-IPS	½" CTS SDR 7 x 1" IPS SDR 11 Reducer Coupling	1 Ea.	0.8
PECPL-16-16-IPS	1" CTS SDR 11.5 x 1" IPS SDR 11 Reducer Coupling	1 Ea.	0.8
PERT-20-20-16**	1-¼" IPS SDR 10 x 1-¼" IPS SDR 10 x 1" CTS SDR 11.5 Reducer Tee	1 Ea.	4.0
TAP-20-8**	1-¼" IPS SDR 10 x ½" CTS SDR 7 Mechanical Tapping Tee	1 Ea.	2.0
TAP-20-16**	1-¼" IPS SDR 10 x 1" CTS SDR 11.5 Mechanical Tapping Tee	1 Ea.	2.5
TAP-32-8**	2" IPS SDR 11 x ½" CTS SDR 7 Mechanical Tapping Tee	1 Ea.	1.9
TAP-32-16**	2" IPS SDR 11 x 1" CTS SDR 7 Mechanical Tapping Tee	1 Ea.	2.1

\*\* While supplies last



Coupling



90° Coupling



Reducing Coupling



Tee Fitting

## TOOLS AND ACCESSORIES



Magnetic Tape



Riser Bracket



I.D. Chamfering Tool

### TOOLS AND ACCESSORIES

Part No	Description	Pkg. Qty.	Lbs.
MAG-TAPE	Magnetic Tape – 2" x 1,000 ft. roll	1 Ea.	1
RBRACE-1	Riser Bracket – Up to 1-1/2"	1 Ea.	4
PECUTTER	PE Cutter – Up to 1-1/4"	1 Ea.	0.3
PECUTTER-32	PE Cutter – Up to 2"	1 Ea.	2.5
PEBLADE**	Replacement Blade for PECUTTER	1 Ea.	0.1
CHTOOL-8-16	1/2" CTS SDR 7 x 1" CTS SDR 11.5 Chamfering Tool	1 Ea.	0.5
CHTOOL-20	1-1/4" IPS SDR 10 Chamfering Tool	1 Ea.	0.5
CHTOOL-12-16IPS	3/4" IPS SDR 11 x 1" IPS SDR 11 Chamfering Tool	1 Ea.	0.3
CHTOOL-24	1-1/2" IPS SDR 11 Chamfering Tool	1 Ea.	0.6
CHTOOL-32	2" IPS SDR 11 Chamfering Tool	1 Ea.	0.7

\*\* While supplies last

## IMPORTANT

**ALL PE TUBING REQUIRES I.D. CHAMFER PRIOR TO INSTALLATION OF ANY ADAPTER.**

## WARRANTY

### GASTITE® FLEXIBLE GAS PIPING SYSTEM FLASHSHIELD+™ FLEXIBLE GAS PIPING SYSTEM

Gastite Division warrants its products to be free from any defect of workmanship and material. Should any such defects be discovered, the questionable product must be returned to Gastite Division. If, upon inspection, the part proves to be defective, Gastite Division will furnish a replacement, or, at its option, repair the part.

This warranty shall not apply to any part or parts of the Gastite®/FlashShield+™ Flexible Gas Piping System product if it has been installed, altered, repaired or misused, through negligence or otherwise, in a way that in the opinion of Gastite Division affects the reliability of, or detracts from, the performance of the product. Nor does this warranty cover replacements or repairs necessitated by loss or damage resulting from any cause beyond the control of Gastite Division, including but not limited to, acts of God, acts of government, floods and fires.

The obligation of Gastite Division under this warranty is limited, at Gastite Division's discretion, to 1) making a replacement part available, 2) the repair of the defective part, or 3) refund of purchase price. This does not include the furnishing of any labor involved or connected therewith, such as that required to diagnose trouble or to remove or install any such product, nor does it include responsibility for any transportation expenses or any damages or losses incurred in transportation in connection therewith.

THE FOREGOING IS IN LIEU OF ANY OTHER WARRANTIES EXPRESSED, IMPLIED OR STATUTORY, INCLUDING, WITHOUT LIMITATION, THE IMPLIED WARRANTY OF MERCHANTABILITY, AND Gastite Division NEITHER ASSUMES NOR AUTHORIZES ANY PERSON TO ASSUME FOR Gastite Division ANY OTHER OBLIGATION OR LIABILITY IN CONNECTION WITH THE SALE OF ITS PRODUCTS.

## INSTALLATION REQUIREMENTS

1. Installation must be performed strictly in accordance with local plumbing and/or building codes, and in accordance with Gastite/FlashShield+™ Design and Installation Guide.
2. Installation must be performed by an installer who has successfully completed a training program recognized by Gastite Division and has been issued a Certification Card.
3. Pressure testing must be performed during rough construction with piping system exposed.
4. Gastite Division assumes no responsibility for product or labor for any system which has been improperly installed.



